






Bobble Alphabet

Choisissez la lettre qui vous correspond et suivez la grille. Pour tricoter une nope (Bobble) voici les explications :



Dans la maille notée « nope »,  nope tricoter 5 m endroit en piquant alternativement sous son brin avant et sous son brin arrière, tournez, 2 m ensemble à l'envers, 1 m envers, 2 m ensemble à l'envers, tournez, 3 m ensemble à l'endroit.





© LES BÉN





© LES BL





© LES BERG





© LES BÉTES





© LES BUL





© LES BLE





© LES BÉTES



© LES BÉTES




© LES BUL




© LES BL

21 20 19 18 17 16 15 14 13 12 11 10 9 8 7 6 5 4 3 2 1





- maille endroit
- nope
- maille envers

21 20 19 18 17 16 15 14 13 12 11 10 9 8 7 6 5 4 3 2 1



- maille endroit
- nope
- maille envers

© LES BLE



© LES BL.